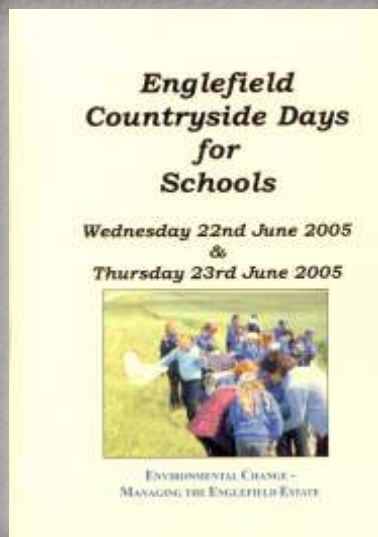




# Countryside Days for Schools

21<sup>st</sup>  
anniversary



1996 - 2017



## Englefield Estate Education

14th & 15th June 2017

Teacher Handbook

# contents



Introduction .....	3
Welcome .....	4
Event Structure .....	5
Themes .....	6-9
Flexible Route Stands .....	10-11
Route 1 Stands .....	12
Route 2 Stands .....	13
Child Safety .....	14
Important Notes .....	15
Education .....	16
Evaluation Questionnaire .....	17
Acknowledgements .....	19
Location Map .....	20



# introduction

This year is a very special year for our educational programme here at the Englefield Estate. We are very proud that The Countryside Days for Schools is now in its 21<sup>st</sup> year and that from its humble beginning it has grown to the event you see today.

Over the years the principle of the days has not changed in that the Estate's aim has been to educate the young in the country environment. The link between the countryside and the food they eat is our primary focus and threads throughout our programmes of learning.

From the very beginning the event has sought to establish an understanding for children to see the importance of local and national sites of food production and over the past 21 years it has moved to include many other historical and environmental elements the Estate has to offer.

Over the years there have been many developments such as the reorientation of stands enabling new opportunities for wider classroom studies into sustainability, conservation, declining habitats and our responsibility to our world.

In 2011 the new Flexible Route was introduced allowing us to significantly increase child numbers whilst giving space for new stands including the Environment Agency, Moths and Butterflies, Thames Water, Ferrets and the Blacksmith's Shop, not to mention the immense feat of gathering all the tools and devices used on the Estate for domestic and farming purposes in the past, restored and displayed in the Museum in the Estate Yard.

Central to the organisation and success of the days is the magnificent Tudor mansion. Since 1997 the tours around Englefield House have gathered momentum increasing numbers to a formidable 600 children each day.

The numerous treasures in the museum and the opening of the Blacksmith's shop, restored and maintained in period condition, fires the imagination of young and old and transports us back to the past.

Keeping up with a diverse and changing curriculum has been a huge commitment. Such links with national educational programmes and strategies help us to build a love of learning out of the classroom for children, whilst playing a significant role in meeting wider curriculum aims.

The essence of the Schools Days is best expressed by Sir William Benyon in the very first Handbook.

**'...we are taking a long term view in the management of this Estate and consider our role here as only temporary and maintaining what you see here today for future generations.'**

*(Sir William Benyon 1997)*

An enduring message for the next 21 years..

**Martina Haynes**  
(Co-ordinator)

# welcome

‘We want to show young people what a rural estate has to offer in terms of its contribution to the beauty of the landscape, the conservation of wild habitats and the maintenance of a vibrant rural economy.’

*Sir William Benyon, 1997*

*I hope your School's visit will give your pupils an exceptional curriculum-based learning experience but also a really fun day out in the countryside.*

*This year our Schools Days come of age, this being our twenty-first year.*

*Since then we have won awards and given thousands of children what we hope is something they will always remember.*

*In the first handbook my late father spoke of the Schools Days as being part of his commitment to getting as many people to visit Englefield as possible.*

*That commitment holds true today. I hope you and your school have a really useful and enjoyable day at Englefield.*

Richard Benyon



### • ARRIVAL



All schools should arrive in the Deer Park by 9.30pm. This deadline is important to keep as it links into our timed routes. Groups will be divided into the numbers given in their confirmation letter. Should schools arrive late and they are following a timetabled route, they will be expected to start their day at the stand nearest their time of arrival and not at the beginning.

### • GROUPS



From the publications sent to you prior to your visit you will have been designated either a timed route or our Flexi route. If your selection is a timed route you will follow, in order, the route and visit the stands specifically on your timetable. If you have been selected our Flexi route you can plan the stands you want to visit from the many Flexi Route stands listed in the Handbook.

### • STANDS



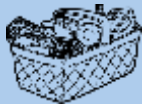
All stands will allow each group 25 minutes at their stands. For schools following an issued timetable – you should arrive at each stand by the time on your timetable. Schools planning their own day on our flexible route – you should be aware of this time allowance.

### • HOUSE



Schools following an issued timetable will have a chance to visit Englefield House. Your time to visit appears in the Teacher Led part of the timetable and is identified as History 1 **CY** – the red letters signifying the entrance point which could either be **CY** – court yard entrance or **LG** – Long Gallery entrance.

### • BREAKS



Our official break for the whole event is for lunch which starts at 12.10pm and ends at 12.40pm. We would ask that schools try to keep to this recess as staff and guides will also be taking a break at that time. In the event of wet weather you will note on our site plan within the handbook and our insert plan, rain symbols, which represent designated shelter for lunch. We have also given Time Out spaces on the timed routes in order to allow for essential breaks and rests.

### • LEAVING



The days end at 3.05pm. All stands will continue to welcome groups until the site is clear. Should you wish to leave earlier than this, it is essential that you give prior notice so that we can prepare staff and for the safeguarding of the children. Transport should arrive on time and wait in the Deer Park as on arrival. Toilets are often crowded at this time so please plan ahead.



# themes

History helps pupils to understand the complexity of people's lives, the process of change, the diversity of societies and relationships between groups...

(ref: Purpose of Study - National Curriculum in England)

As a country estate, Englefield has many resources. The importance of the Estate is clear to every visitor to Englefield House as they wander through the elegant rooms and hallways and study the rich variety of portraiture and furnishings. The natural surrounding environment of lawns and wooded glades coexist with the built environment and make an accepting partnership for people to live and work.

- Key – **TR1** Can be visited by those groups following Route 1 only.  
**TR2** Can be visited by those groups following Route 2 only.  
**F** Can be visited by all groups.

# history

## History theme

Englefield House shapes the skyline as you approach and its splendour and magnificence is something that cannot be ignored.

But once past the turbulence of medieval belligerence and then the relative calm of renaissance monarchy there are other histories of community, technology, enterprise, production and of course the common way of life.

## Stands to visit:

- History 1 – Englefield House - **TR1 TR2**
- History 2 – Museum - **TR1**
- History 3 – Steam Engine/Saw Mill - **TR2**
- History 4 – Steam Machines - **F**
- History 5 – Anderson Shelter - **F**
- History 6 – Blacksmith's Shop - **F**



# food production & farming

## Food Production and Farming

The Estate is immersed in green. It's hard not to notice the quintessential mowed lawns and undulating hills neighbouring the furrowed fields of 'worked' land. The era of change and industrial revolution brought about great strides in machinery, initiated by steam, which quickly advanced the knowledge and improvement of field production/crop production.

### Stands to visit:

- Farming 1 – Meat & Milk Production - **TR1**
- Farming 2 – Machinery & Arable Crops **TR2**
- Farming 3 – Sheep Shearing - **TR2**
- Farming 4 – Food Chains - **F**
- Farming 5 – Newbury & District Farming & Agricultural Society(NDAS) - **F**



'..understand seasonality, and know where and how a variety of ingredients are grown, reared, caught and processed.'

*Ref: National Curriculum Key Stage 2 for Design and Technology - Cooking and Nutrition.*



# sustainability

## Sustainability

Food and fuel grown locally and marketed locally used to be a thing of the past. Today the demand for localised producers and markets are resurgent and the idea of sustaining our living is a key consideration for communities.

### Stands to visit:

- Sustainability 1 – The Walled Garden - **TR1**
- Sustainability 2 – The Gamekeepers - **TR1**
- Sustainability 3 – Forestry - **TR2**



'Pupils might work scientifically by: comparing the effect of different factors on plant growth'

*Ref: National Curriculum for Science, Plants.*



# environment



'...identify how animals and plants are adapted to suit their environment in different ways and that adaptation may lead to evolution.'

*Ref: DoE. National Curriculum for Science - Evolution and inheritance - Key Stage 2*

## Environment

Children are often amazed at the abundance of wildlife around them. In our Environment topic we encourage them to look up in the sky, in the river and waterways, in the hedgerows and woodlands, all of which are readily available to children. You need not take another step from your back garden or simply gaze from your window to see some incredible displays of nature when you look up.

### Stands to visit:

- Environment 1 – Environment Agency - **F**
- Environment 2 – Moths and Butterflies - **F**
- Environment 3 – Thames Water - **F**
- Environment 4 – Falconry - **F**
- Environment 5 – Ferrets - **F**
- Environment 6 – Garden Trail - **F**

# community

## Community

The community theme came about by the way the nucleus of houses round a central mansion identified a basis for settlement. How the village community would have grown through the work offered on the Estate on the farm, school and shop and how the church was pivotal to community cohesion.

### Stands to visit:

- Community 1 – The Street – **F**
- Community 2 – The Church – **F**
- Community 3 – The Churchyard – **F**



' communicate geographical information in a variety of ways, including through maps, numerical and quantitative skills and writing at length.'

*Ref: DoE. National Curriculum for Geography - Aims - Key Stage 2*





## Skills

There are many skills used every day on the Estate – in work places and in creative spaces. We found that some of the knowledge and taught methods may well be lost if they were not represented on Schools Days. You will find skills that may not be unusual and that are used for the same reasons today but other skills are seen less and less and will provide hands on lessons to practices of the past.

### Stands to visit:

Skills 1 – Bricklaying - **F**

Skills 2 – Market Garden - **F**

Skills 3 – Stone Masonry- **F**



## schools attending

Castle School  
 SUN Primary School  
 Finchampstead Primary School  
 The Willows  
 Moorlands Primary School  
 New Christ Church Primary School  
 Whitegrove Primary School  
 Meadow Park Academy  
 Mortimer St Mary's Junior School  
 The Ilsleys Primary School  
 Woolton Hill Junior School  
 St Finian's Catholic Primary School  
 Springfield Primary School  
 Lambourn Primary School

Hermitage School  
 Hungerford School  
 Coley Primary School  
 Wilson Primary School  
 Curridge Primary School  
 Mary Hare Primary School  
 Avenue School  
 Woodcote Primary School  
 Focus School – Reading Campus  
 St Michael's Easthampstead Primary School  
 Basildon CE Primary School  
 Bucklebury Primary School  
 Englefield Primary School  
 Bradfield CE Primary School  
 Pangbourne Primary School

Falkland Primary School  
 The Ridgeway Primary School  
 St Mary's CE Primary School  
 Francis Baily Primary School  
 Grazeley Parochial Primary School  
 All Saints Primary School  
 Ashford Hill Primary School  
 Manor Primary School  
 Oxford Road Community School  
 Arbour Vale School  
 Geoffrey Field Junior School  
 Mrs Blands  
 Caversham Primary School

• Community 2: Church  
Stroll around the village Church and see the history and links to the community.

• Community 3: Churchyard  
Research past generations.

• Environment 5: Ferrets  
Learn about the extraordinary talents of a ferret and see how they were used to protect the countryside.

• Farming 5: Newbury & District Farming & Agricultural Society (NDFAS)  
Here you will be taught about the countryside and meet Buttercup the cow and Clover the nanny goat.

• Environment 6: Garden Trail  
Find the wonderful plants, flowers and trees in the gardens around Englefield House via our Garden Trail.

• Environment 2: Bats, Moths & Butterflies  
Reminds us about the insects and mini beasts that live near us.

• Environment 4: Falconry  
Come in close contact with these extraordinary predators. Learn from an expert their true talents in the sky.

• History 4: History of Steam in Farming  
Compare the modern farm machines with their working steam equivalents.

• Farming 4: Food Chains  
Games and Competitions together with an educational awareness of food sources and natural habitats.

• Skills 1: Bricklaying  
Dynamic activity mastering the skill of bricklaying. Competition.

• History 6: Blacksmith's Shop  
Take a walk around our blacksmith's shop. Inspect the tools and furnaces and enjoy seeing the shop as it was.

• History 5: Anderson Shelter  
Investigate a real air raid shelter

• Community 1: The Street  
Complete the worksheet and find all the architectural features.

• Skills 3: Stone Masonry  
This stand is organised by a skilled stonemason who will show the children how to carve and shape stone to give fascinating images and patterns. The children will be encouraged to whittle away in the safety of experienced guidance.

• Skills 2: Market Garden  
Engage in creative activities to inspire the young gardener

• Environment 3: Thames Water  
Visit this stand to explore how water impacts our lives.

• Environment 1: Environment Agency  
Find the occupants of a river or a stream. Investigate the creatures and their habitats.



# stands

## route 1



### Sustainability 1

#### WALLED GARDEN

The Walled Garden was, historically, the pantry for the House. Today it still provides fruit and vegetables for the table and flowers for decoration. At this stand you will take a tour around the gardens by Estate gardeners.

**Teaching style:**  
*Guided tour.*

### Sustainability 2

#### GAMEKEEPERS.

Today the Gamekeepers play a vital role in keeping the countryside in harmony with habitats and animals. This stand presents all aspects of gamekeeping and shows how modern methods have ensured the natural balance between man and nature.

**Teaching style:**  
*Presentation/practical demonstration.*

### History 2

#### MUSEUM

This stand is in the form of a guided presentation on the equipment, items, tools etc of the past. It is a collection built up over the years to retain the knowledge of farming and domestic life.

**Teaching style:**  
*Guided tour.*

### History 1

#### ENGLEFIELD HOUSE

You should enter the House from the Courtyard entrance (CY on your timetable). You will be guided around the House from that point and you will visit the Dining Room, Library and the Hall. On exit you will be led to the Gardens where you can join the Garden Trail stand.

**Teaching style:**  
*Guided tour.*

### Farming 1

#### MEAT/MILK PRODUCTION

Essential to the issue of food production is the keeping of animals. The Meat and Milk stand is led by farmers who will explain what keeping cows for milk and meat production entails. Children are given a chance to see and touch real cows and to have a go at milking Daisy.

**Teaching style:**  
*Talk and practical*

# stands

## route 2



### Farming 2

#### MACHINERY & ARABLE CROPS

This stand follows the process of growing and harvesting crops from the field to what we do with it to make it food to eat. Children will be able to climb and explore the machines and benefit from a hands-on demonstration on how grain becomes recognisable products.

**Teaching style:** Guided tour/demonstration.

### Farming 3

#### SHEEP SHEARING

Animals are essential to man for food but they have other purposes as well and farmers have other skills. Our shearer will provide a sheep to shear in front of the children who will see the fleece in its raw form. The demonstration is accompanied by an informed talk which deals with the care of the animal and the uses of the fleece.

**Teaching style:** Demonstration.

### Sustainability 3

#### FORESTRY

This stand forms part of the Estate's ongoing program of woodland sustainability. The children will be taken through the process of woodland management and they will have the opportunity to visit the house in the woods which has been built periodically by school children visiting the Schools Days.

**Teaching style:** Presentation/practical.

### History 3

#### STEAM ENGINE & SAW MILL

To a generation familiar only with instant heat and light, steam as a form of energy is a difficult concept. At this stand children will see how the production of steam provides a source of energy for industrial use in the past.

**Teaching style:** Practical demonstration.

### History 1

#### ENGLEFIELD HOUSE


You should enter the House from the Long Gallery entrance (LG on your timetable). You will be guided around the House from that point and you will visit the Dining Room, Library and the Hall. On exit you will be led to the Gardens where you can join the Garden Trail stand.

# child safety




## Keeping them safe

Englefield Estate takes the protection of children very seriously. We consider that we have a duty to plan the days so that risks of harm to a child are recognised and acted upon. Significantly, we have identified a planned response to reduce the risks to children.



### Keeping everyone informed.

It is important that all involved in the Schools Days are rigorously kept informed of event's policies and procedures. Our publications on Health and Safety, Lost Child, Safeguarding Children Good Practice (SAFEcic) are distributed to all who support the days.



### Certification


Key staff are certificated by Disclosure and Barring Service (DBS) both at enhanced and basic level.



Regular training is undertaken to maintain an efficient understanding of national safeguarding in action.

### Event-focused practices



- Contact details of schools and teachers are at hand at all times during the event.
- Radio contact is provided to keystaff for immediate help and instruction.
- Vehicle movement is restricted to entry and exit times of day, other than site vehicles.
- All stands and areas have been risk assessed and hazards reduced. Our Health and Safety publications are available online under Education.
- Signs – free standing information boards around the grounds (  ) for information display, emergency contact details and procedures.



It is advised that all children and adults wash their hands thoroughly after coming in direct contact with animals. Each stand will have a gel sanitiser and positioned around the site in close proximity to animal stands will be hand washing facilities.

# important notes

## FIRST AID

We have 3 fully trained first aid people on the Estate. They are located in Englefield House, The Estate Yard and The Estate Office so all areas are covered in the event medical attention is needed. Our First Aid procedure is set out in the literature issued to all staff prior to the days. Teachers are also issued with this procedure which comes as part of the Teacher Pack.



## ROUTES

**Route 1** is split between morning and afternoon. There is a timed half and a Teacher Led half. You will need to see your own school timetable, which was included in your Teacher Pack, to find out which you are doing first, unless you have been allocated the Flexible Route in which case you will choose the stands you wish to visit from the Flexible Stands only ( see pages 10 & 11).

**Route 2** is as Route 1 but you will be visiting different timed stands.


**The Flexible Route** is a route that can be tailored to meet the needs of the teacher or class. You will find a list of all the stands you can choose from in this book (see pages 10 & 11).

## HOUSE TOUR

If you have been selected to follow Route 1 or 2 you will find your time to visit Englefield House in the Teacher Led part of the day.

**Please note** The House tour starts, either at the front Courtyard (CY) or at the Long Gallery (LG) – please see your timetable to find out which entrance your school should use. You will be expected to find your own way to the House although the Tractor Trailer is at your service at all times.

## TRACTOR TRAILER RIDE

The Tractor Trailer will be running regularly from The House to The Yard. However, you can be picked up as you walk at specific pick up points along the way (see map ). So if you have had enough of walking and you can see space on the Trailer - just hitch a ride.

## SIGNS

All topic areas are given a designated colour and each stand within that topic area is colour coded with the topic area colour. E.g. the topic area of Farming is green, therefore, stands that incorporate Farming, such as Meat and Milk Production (Farming 1) or Sheep Shearing (Farming 3), will be identified around the grounds and in the paperwork by the colour green. The idea is to make it easier to find your way around the route systems.

# education

The Countryside Days for Schools aims to develop the educational value of the event and to reinforce the interconnection between stands, activities, literature and the National Curriculum, National Strategies and local and National Heritage.

The table below shows how each stand is geared towards a Curriculum area.

Stand	Key Stage	National Curriculum	Sustainable Schools
Farming 1	1,2	Art: Exploring Environments. Science: Living things in their environment.	The world on your plate.
Farming 2	1,2	Science: Living things in their environment.	The world on your plate.
Farming 4	1,2	Science: Green plants 3a, b, c.	Plants R Us: The world on your plate.
Sustainability 1	1,2	Science: Green plants: Living things in the environment.	The world on your plate.
Sustainability 2	2	Science: Humans and other animals; Living things in their environment.	
Sustainability 3	2	Science: Living things in their environment.	Waste not Want not; Plants R US
Community 1	2	Geography: Enquiry and Skills 1c	
Community 2/3	2	Religious Education: Knowledge & understanding the world: History	
Environment 1/2/3/4/5/6	2	Science: Living things in their environment.	
History 1/2/3/4/5/6	2	History: Chronological Understanding; Knowing and Understanding of Events, People and Changes in the Past.	
Skills 2/4	2		The World on Your Plate; Plants R Us

# Evaluation Questionnaire

## Englefield Countryside Days for Schools 2017

In order to maintain the highest quality in the educational content and event organisation, we request that you complete this questionnaire, detach and deposit in the receiving bin stationed at the exit gate (Deer Park) on your departure.

Please comment on the following including any ideas you may have to help us improve the experience.

### **EVENT ORGANISATION.**

1. Route systems – Timed Routes 1&2

---

---

2. Route system Flexible route

---

---

3. Stands content

---

---

4. Staff and guides

---

---

5. Your general view of the site

---

---

6. Facilities

---

---

### **ADMINISTRATION.**

1. Booking procedure

---

---

2. Handbook

---

Name of School \_\_\_\_\_



---

## Event Evaluation

Please deposit this completed evaluation form into the bins provided at the EXIT GATE as you leave the site.

To return by post:

Tina Haynes

Countryside Days for Schools

Englefield Estate Office

Theale

Reading

Berkshire

RG7 5DU

Email:

[Tina.haynes@englefield.co.uk](mailto:Tina.haynes@englefield.co.uk)

---

## acknowledgements



John Simonds Trust for Education  
Rushall Farm  
Bradfield  
Berkshire  
Tel: 0118 974 4547

Mrs J Balsdon  
Barn Elms Farm  
Dark Lane, Bradfield  
Berkshire  
Tel: 0118 974 4744

Fred Cooper & the Denton Crew  
West View Farm  
35 Henwick Lane  
Thatcham  
Berks. RG18 3BN

Reading & District  
Angling Association  
Del Shackelford  
Fisheries Manager

Ferrets for Fun  
Tothill House  
Tothill, Burghclere  
Newbury  
Berks  
RG20 9ED

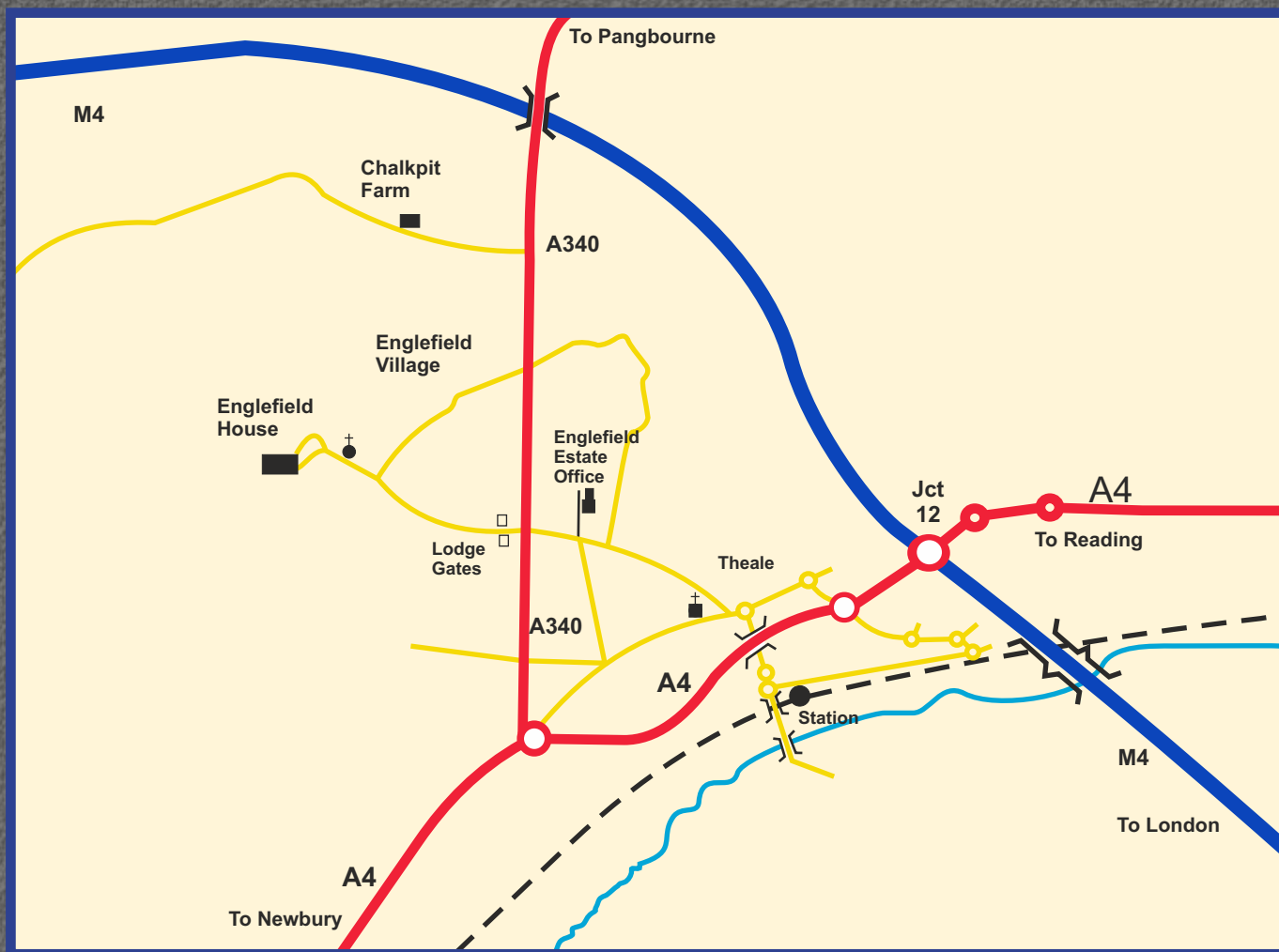
Pam Goddard  
Organic Gardens Stand

McAlistair Hood  
Stone Sculptor  
23 Garston Crescent  
Calcot  
RG31 4XL

Thames Water  
Paul Hampton  
Education Manager  
Clearwater Court  
Vastern Road  
Reading, RG1 8DB  
[Paulhampton@thameswater.co.uk](mailto:Paulhampton@thameswater.co.uk)

Thanks go to all staff and friends who help with the Countryside Days for Schools

# How to find us



Englefield Estate, Estate Office,  
Englefield, Theale, Berkshire RG7 5DU

Tel: 0118 930 2504

Fax: 0118 932 3748

Email: [tina.haynes@englefield.co.uk](mailto:tina.haynes@englefield.co.uk)

